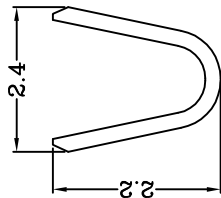
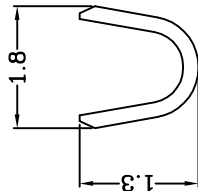


Notes:

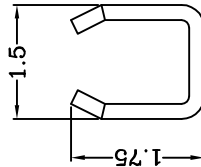
1. MATERIAL: PHOSPHOR BRONZE, C5191R-H  
T=0.20mm
2. Along any Portion of strip, Max Allowable Camber is 0.04mm Per 1000mm Length .And MAX Allowable .Twist is 45 Per 1000mm Length.
3. All Corners and Radll have a maximum Radius of 0.1mm unless Otherwise Specified.
4. Plating: Crimping Area:
5. Wire Range:AWG #32~#28



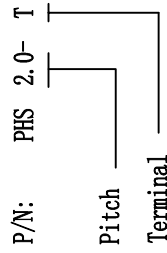
Section A-A



Section B-B



Section C-C



GENERAL TOLERANCE		SCALE	DRAWN	DATE	DWG. NO.	TITLE	REV.
XX. ± 0.25	XXX. ± 0.40	3:1	CHECK	DATE	G:\DWG\Production\PHS. dwg	端子图	A
X. ± 0.20	.XXX ± 0.05	MM	APPROVE	DATE	PARTS NO.	PHS-T	SHEET
.X ± 0.15	X.° ±2°	SIZE		DATE			1/1
.XX ± 0.08	.Y° ±1°	A4					